

**IR-4 NATIONAL PESTICIDE CLEARANCE PROTOCOL
FENPROPATHRIN/GRAPE**

Page 1
PR No.: 12645
Date: 04/19

1. PROJECT TITLE: FENPROPATHRIN: Magnitude of the Residue on GRAPE

2. JUSTIFICATION AND OBJECTIVES:

IR-4 has received a request for the minor use of fenpropathrin on grape for control of black widow spiders. Fenpropathrin is registered but with a 21 day preharvest interval (PHI), which is too long to prevent the pest from appearing in consumer packaging. Samples will be treated at two different rates and collected at 7 days after the application to determine if the PHI can be reduced while retaining the current tolerance. Trials will be conducted in California only to support a 24c label in that state.

To support this label change, it is required that the magnitude of the residue in or on the commodity be determined as per EPA Series 860 Guidelines. The purpose of this study is to collect and analyze treated and untreated residue samples from appropriate field sites according to the application parameters requested to provide the sponsor with residue chemistry data to support a pesticide tolerance.

3. SPONSOR/TESTING FACILITY NAME, ADDRESS AND PHONE:

IR-4 Project Headquarters, 500 College Road East, Suite 201 W, Princeton, NJ 08540, (732) 932-9575, FAX# (609) 514-2612.


4. STUDY DIRECTOR¹:

Kenneth S Samoil IR-4 Project Headquarters, 500 College Road East, Suite 201 W, Princeton, NJ 08540, (732) 932-9575 X4614, FAX# (609) 514-2612, E-mail: samoil@njaes.rutgers.edu



5. PROPOSED DATES:

Experimental Start : 04/19
Experimental Termination: 11/20
Study Completion: 10/21

6. STUDY DIRECTOR INITIALS:



7. STUDY AUTHORIZATION:

 Sponsor Representative / Date	 Kenneth S Samoil / Study Director / Date
--	--

8. GOOD LABORATORY PRACTICE COMPLIANCE:

To determine the magnitude of residues of total fenpropathrin in or on grape, this protocol will be employed using appropriate Standard Operating Procedures (SOP's) and will be conducted under provisions outlined in 40 CFR Part 160, in accordance with EPA's Good Laboratory Practice Standards. Canadian field/processing/analytical trials, if any, will be conducted at facilities consistent with the provisions outlined in the Organization for Economic Cooperation and Development (OECD) Series on Principles of Good Laboratory Practice and Compliance Monitoring.

The appropriate cooperative testing facility (field and laboratory) will be responsible for certifying that its portion of the study will be conducted in accordance with EPA's Good Laboratory Practice (GLP) Standards, 40 CFR 160, amended and effective Oct. 16, 1989. A statement of compliance, together with any GLP deviations will be signed and submitted by the appropriate Research Directors in their report or data package.

¹In case the Study Director is not available, contact Dr. Deborah Carpenter (x4637) or Dr. Daniel Kunkel (x4616) at IR-4 Headquarters (732) 932-9575 for guidance.

9. QUALITY ASSURANCE:

Quality Assurance duties and responsibilities will be in conformance with 40 CFR 160.35. A Quality Assurance Statement will be submitted in the final report and shall include the date inspections were made and date(s) the findings were reported to the Study Director and management.

10. TEST SYSTEM/CROP:

GRAPE - Use a commercial variety of table grape. Report: variety, age of vines, and other descriptive information if available.

11. TEST SYSTEM DESIGN and STATISTICAL METHOD:

11.1 Each test site will consist of one untreated and one treated plot.

The individual plots shall be of adequate size to ensure that no more than 50% of the harvestable crop in the sampled area will be needed to provide the necessary plant material. See Parts 17 & 18 for requirements for residue sampling. The sampled crop must be commercially mature to be considered "harvestable", unless otherwise indicated in Part 15 or Part 17.

11.2 Employ adequate buffer zones between each of the plots to prevent contamination. For most application types, a minimum distance of 15 feet is required, but a minimum of 50 feet is strongly preferred. For applications made by airblast, mist blower, or power sprayers, a minimum distance of 50 feet is required, but a minimum of 100 feet is strongly preferred. When plants are used as a buffer between the untreated and treated plots, a lower distance is needed to prevent contamination, but the minimums indicated above must be observed. If another study using a test substance with the same active ingredient is being conducted at the same research site, the untreated plot from one study must be separated from the treated plot(s) of the other by the appropriate buffer zone indicated above.

11.3 Fenpropathrin is registered on grapes with a longer PHI than is being tested. Therefore, federal law requires that the treated crop must be destroyed or handled in such a way that it is not consumed as a human food or animal feed.

**IR-4 NATIONAL PESTICIDE CLEARANCE PROTOCOL
FENPROPATHRIN/GRAPE**

Page 3
PR No.: 12645
Date: 04/19

11.4 This section applies when a Field Research Director (FRD) has been assigned more than one trial in this study, or when two or more trials assigned to different FRDs are located within 20 miles (32 km) of each other. An independently prepared tank-mix must be used in each trial.

Also, choose at least one option from Set 1 or at least two options from Set 2:

Set	Option	Description
1	A	Trial sites must be separated by at least 20 miles (32 km) [measured as straight line distance]
	B	First application or planting date (for annual crops) in each trial is separated by at least 30 days
	C	Different crop variety (different size or shape at maturity, rough vs. smooth surface, different amount of foliage shielding the commodity, different rate of growth, or representative of the major varieties grown within the region)—confirm with Study Director if this option will be chosen
2	A	Spray volume must vary by at least 25% of the lower volume (minimum 10 GPA difference) Example 1, Trial A has a volume of 20 GPA and Trial B has a volume \geq 30 GPA Example 2, Trial A has a volume of 60 GPA and Trial B has a volume \geq 75 GPA The trial with the lowest spray volume for the first application must remain the lowest for each application; the trial with the highest must remain the highest for each, and so on
	B	Use of an adjuvant (of any suitable type) in the tank mix for one trial vs. <u>no adjuvant</u> in the tank mix for another trial
	C	Not applicable
	D	Not applicable
	E	Different types of application equipment be used in each trial (for example, tractor-pulled boom sprayer, tractor-pulled spreader, airblast sprayer, axial fan orchard sprayer, proptec sprayer, cannon mist sprayer, tower sprayer, over-row sprayer, tunnel sprayer, backpack sprayer, waist pack sprayer, hand gun, hand-held spreader, or shaker can)
	F	Different spray droplet size (fine, medium, coarse, very coarse, or extra coarse) This may be accomplished by changing nozzles and/or by changing spray pressure Document in the Field Data Book the droplet size that results from the pressure and nozzles used in the trial (nozzle catalog may be used as a reference) Coarse, very coarse, and extra coarse are appropriate for herbicides only
	G	Not applicable
	H	Not applicable
	I	Different irrigation type (drip or furrow or sprinkler/over-the-top) (Irrigation must be applied at least once after each application, but over-the-top irrigation must not be applied within one hour of an application, and irrigation is not needed following the last application if samples are to be collected on the same day)
	J	Not applicable
	K	Not applicable
	L	Not applicable
	M	Not applicable
	N	Different maturity of trees, vines, or bushes in fruit and nut studies—young trees, vines, or bushes in one trial and mature trees, vines, or bushes in the other; minimum 5 year age difference
	O	Not applicable
	P	Not applicable

If these criteria cannot be met to separate multiple trials, the Field Research Director should contact the Study Director to discuss possible alternatives that can be amended to the protocol. Trials conducted in different calendar years are exempt from these requirements.

11.5 Mark plots with identifiable markers containing at minimum the Field ID number and treatment number or treatment name that will persist for the duration of the field research trial or that can be readily replaced.

11.6 This study is not designed for statistical evaluation of field data.

.....
THIS PROTOCOL COPIED ON COLORED PAPER IS AN EXACT COPY OF THE ORIGINAL

12. TEST SITE PREPARATION:

Select a test site that has been maintained following good local agricultural practices for the production of grapes including fertilization, irrigation, if necessary and available, and other practices that ensure commercially acceptable crop production. **Samples for each treatment must be collected from 12 separate vines, so the test plots must be chosen accordingly. For the purposes of this study, a "vine" is defined as a whole plant.**

The test site will have a known pesticide and crop treatment history of a minimum of 1 year and preferably 3 years.

13. TEST/CONTROL SUBSTANCE:

IR-4 Headquarters personnel will arrange procurement of GLP test substance from the registrant. The registrant will provide a copy of the Certificate of Analysis to IR-4 Headquarters.

Use the Danitol 2.4 EC Spray formulation (2.4 lb fenpropathrin/gallon) (EPA Reg No. 59639-35, CAS# 39515-41-8) that has been characterized to meet GLP standards. IR-4 Headquarters personnel will arrange procurement of GLP test substance from the Registrant. Upon receipt, document the lot/batch number, condition, quantity received and if GLP characterized. **Temperature monitoring should begin within 2 days of receipt of the test substance, regardless of where it is held or stored.**

Contact the Study Director if there are any concerns regarding the GLP status, labeled identification, expiration date, etc. of the test substance.

EPA regulations require that test substance container(s) must be retained until the final study report is completed.

Study completion can be confirmed by contacting the Study Director or the Regional Field Coordinator, or by searching the IR-4 web site; click on "Food Crops" and under the "IR-4 Food Crops Database" click on the "Test Substance Container Disposal Approval" link. URL: <http://ir4app.rutgers.edu/Ir4FoodPub/SubstanceDispoSch.aspx>

Alternatively, some registrants will archive the test substance containers. If test substance containers are shipped to another location, the shipment must be conducted in accordance with local, state, and Federal regulations. See shipping documents for directions for return of the test substance; if none are given, contact the registrant representative: Greg Clarke, Valent U.S.A. Corporation, (717)502-1378, Mobile: (717)805-8322; E-mail: Gregory.clarke@valent.com

Before the completion of this study, the Study Director shall receive confirmation from the registrant of the location of a retention sample of the test substance. Control substances are not relevant to this study.

An optional tracking form that may be used to confirm that the correct test substance has been received (with the correct label and Certificate of Analysis) is available at: <http://wrr4.ucdavis.edu/Resources/Tricks/default.html>.

14. TEST SUBSTANCE APPLICATION:

14.1 Simulate commercial application practices by applying the test substance in a manner representative of an application technique that is used by area commercial growers, at the application rate and timing specified in Section 15.

- Use application equipment that will provide uniform application of the test substance and result in adequate canopy penetration and coverage.
- The test substance, if applied in a mixture, must be applied to the test system within 30 minutes of mixing, otherwise the mixture must be agitated just prior to making the application to ensure that it is well mixed. (The additional

agitation should be documented in Part 6G of the Field Data Book.) The mixture must always be applied to the test system within 2 hours of mixing.

- Each field trial requires a unique spray mixture. Do not use the spray mixture from one field trial on another field trial.

For foliar directed applications (generally used for insecticides and fungicides), do not proportionally reduce the application rate (the amount of active ingredient applied per acre). Direct the entire per-acre rate onto the crop. If row widths in the research plots are greater than local commercial practices, then the application rate should be calculated using a local commercial row width. **Note that the treated area for directed applications is calculated as row spacing X number of rows X plot length.** Contact the Study Director if guidance is needed.

All study participants are **reminded** and **encouraged** to follow all appropriate campus, local, state (or provincial) and national regulations and laws in association with the safe use of pesticides.

14.2 Full Calibrations for output and speed must be performed to ensure accurate delivery.

A calibration consists of a minimum of 3 consecutive, documented checks for nozzle or hopper output and speed (equipment or walking speed). An output calibration is a 3 run discharge of all the nozzles. An output recheck is a single run discharge of all the nozzles. A speed calibration is 3 runs. A speed recheck is a single run. (When the output of an airblast sprayer is calibrated or rechecked, it is not necessary to record the outputs of individual nozzles.)

Verification of the actual amount of test substance applied will always be made using the most recent complete calibration data for that equipment. (Note: When the most recent calibration data is from another trial, a certified true copy of that data must be included in the field data book for this trial.)

Discharge/Output Calibrations:

Is this the first application of test substance in this trial?

YES: A full calibration is required just prior to the first application (allowable the day before the application, but calibration on the day of use is preferred).

NO: A single run recheck may be conducted to confirm consistent delivery (within $\pm 5\%$ of the last complete calibration) just prior to subsequent applications. (Full calibrations are preferred.)

Recheck is required when:

1. Full calibration data from another trial is used.
2. The equipment has been moved from the location where the most recent full calibration or recheck has occurred. (A sprayer that has been calibrated or rechecked at a farm or research station and then used to make an application somewhere else on that same farm or research station is *not* considered to have been "moved".)
3. The equipment has been cleaned.
4. Nozzles are removed and placed back on.
5. CO₂ tank has been changed.

Recheck is not required when the same Field Research Director is making applications on the same day for multiple trials in this study, or multiple treatments in the same trial, unless there have been changes in other application parameters as described above.

Full output calibration is required if:

1. This is the first application in the trial

**IR-4 NATIONAL PESTICIDE CLEARANCE PROTOCOL
FENPROPATHRIN/GRAPE**

Page 6
PR No.: 12645
Date: 04/19

2. Application parameters or equipment components have changed (other than changing out CO₂ tanks) including:
 - a. Nozzle or hopper output
 - b. Nozzle size or type (full output calibration is not required if the same, clearly identified nozzles used for the full calibration have been placed back in the same positions on the boom after other nozzles have been used for another trial; in this case, only a recheck is needed)
 - c. Change in delivery pressure by more than 5% (even if it has been changed back to the pressure used during the initial calibration UNLESS the pressure change is accomplished by replacing the regulator, and the screw on the regulator used in this trial has not been turned since the full calibration)
3. A recheck is not within $\pm 5\%$ of the last complete calibration.
4. The discharge of any single nozzle during a run of a full calibration or a recheck is greater than $\pm 5\%$ of the mean of the same run (this does not apply to airblast sprayers). If this occurs the nozzle must be adjusted or replaced, and a full calibration must be conducted to ensure that the nozzle discharge is within 5% of the mean and to determine a new output.

Target outputs: The use of a target output rather than the mean output may be used in the calculations made prior to the application; however, a "target check" calibration consisting of three runs must be conducted just prior to each use of a target output, and the mean output must be within 5% of the target output. Using a target output rather than a mean output increases the probability that an application rate deviation will occur. Verification of the amount of test substance that has been applied in calculations that use the discharge rate will always be made using the most recent calibration data.

Speed Calibrations:

Conduct the speed calibration in an area adjacent to the test plot, or on similar terrain (allowed the day before the application, but calibration on the day of use is preferred).

Is this the first application of test substance in this trial?

YES: A full speed calibration is required.

Exceptions: 1) When a handgun is used to spray tree fruits or nuts, and each tree is sprayed for a predetermined time, a speed calibration is not required and 2) When applications are made in multiple trials on the same site, same day, using the same equipment and same speed, a speed calibration is only required for the first application made that day.

NO: A single run recheck may be conducted to confirm consistent speed ($\pm 5\%$ of the last complete speed calibration) just prior to subsequent applications.

Full speed calibration is required when:

1. A major equipment change has been made, such as from a tractor-pulled sprayer to a backpack sprayer.
2. A complete output calibration is performed.

Speed recheck is required when:

1. Speed calibration data from another trial is used, except for applications that are made on the same day on the same farm, using the same equipment and same speed.
2. Whenever an output recheck is performed, except for multiple applications within a study that are made on the same day on the same farm.

Speed recheck is not required when the same Field Research Director is making applications on the same day for multiple trials in this study, or multiple treatments in the same trial, unless there is a major equipment change or the treated plots are located on separate farms.

**IR-4 NATIONAL PESTICIDE CLEARANCE PROTOCOL
FENPROPATHRIN/GRAPE**

Page 7
PR No.: 12645
Date: 04/19

14.3 Actual Application Rate: Record actual application pass-times in the Field Data Book and verify the accuracy of the application against the protocol rate. **The application is considered acceptable if the accuracy is within -5% and +10% of the target rate specified in Section 15. If the application did not meet this range, the Study Director must be notified of this deviation before proceeding with this trial.**

The submitted Field Data Book shall contain the original calibration data or a true copy of all calibrations referenced, along with the original data from the rechecks performed for this trial.

15. APPLICATION TREATMENTS AND TIMING:

Trt#	Treatment	Target Rate of active ingredient	Target Rate of formulated product*	Application Type	Spray Volume Range**
01	Untreated	Not Applicable	Not Applicable	Not Applicable	Not Applicable
02	FENPROPATHRIN	0.4 lb ai/acre	631 ml/acre + adjuvant***	Foliar directed	25-50 GPA
03	FENPROPATHRIN	0.3 lb ai/acre	473 ml/acre + adjuvant***	Foliar directed	25-50 GPA

*The nominal concentration of the formulated test substance will be used in calculating application rates (see Section 13 for the nominal concentration).

**GPA=gallons per acre

***All applications shall include an adjuvant at a rate recommended by the adjuvant label unless the absence of an adjuvant has been chosen to differentiate two trials conducted by the same Field Research Director (see Part 11.4). Include a copy of the adjuvant label in the Field Data Book.

If it appears that phytotoxicity has resulted from applications made in this trial, contact the Study Director. If possible, take one or more photographs and send them to the Study Director via email to facilitate the evaluation of crop/ test substance effects.

All trials except decline trial CA109: Make 1 application 7 (\pm 1) days before harvest.

Decline trial CA109: Make 1 application 1 day before the first sample collection.

16. SUPPLEMENTAL CROP TREATMENTS:

Protect the integrity of the field trial by managing pests that may cause significant damage to the test crop. Only EPA-registered maintenance pesticides should be used; apply according to labeled directions. Make identical applications to the untreated and treated plots.

Consult with Study Director if no registered pesticides are available to control the pests. Document all supplemental crop treatments. DO NOT USE pesticides that are similar to the test substance or other chemicals that might interfere with analysis of the test substance. If unsure, **contact the Study Director**.

It is permissible to "stack" the CA113 and CA114 trials with trials conducted for Diquat/Grape/12220. This means that the stacked trials from each study will share a treated plot. The treated plot may have residues of diquat and fenpropathrin. The test substances shall not be tank-mixed when making applications.

Bird netting is an acceptable means of protecting the test system against birds and other vertebrate pests. Contact the Study Director if netting is needed during the period that applications will be made. When bird netting is used, be sure to document use and details (type, when covered, removed etc.) in the Field Data Book.

17. RESIDUE SAMPLE COLLECTION:

All trials except decline trial CA109: Collect two samples from each plot. Each sample should be representative of the entire plot (except plot ends). At 7 (± 1) days after the application, starting with the untreated samples, collect at least 12 bunches of grapes (or portions of 12 bunches) from (at least 12) separate vines (separate plants). Each sample should be collected during a separate run through the entire plot.

Each treated and untreated sample should weigh a minimum of 2 lb (but preferably not more than 3 lb). Avoid sampling from end vines. Take grapes from both treated sides of each vine, from high and low areas, fruit exposed and sheltered by foliage.

Follow proper handling practices with clean or gloved hands and clean tools to prevent transfer of pesticide residue from one sample to another. If practical, complete harvest and sample preparation for the untreated plot(s) before proceeding to the treated plot(s).

Place all samples in plastic-lined cloth bags. Bags may be obtained from the Field Research Coordinator (Section 23). Identify each sample bag** with correct Field ID number, Test Substance (chemical name listed in Section 15), complete sample ID (see Section 18.1) and harvest/sampling dates. After residue sample collection, store samples in a freezer. If the samples cannot be placed into a freezer within one hour, use an appropriate method of cooling and temperature-monitoring samples in order to maintain integrity.

Decline trial CA109: Collect two samples from each plot. Each sample should be representative of the entire plot (except plot ends). At 1 day after the application, starting with the untreated samples, collect at least 12 bunches of grapes (or portions of 12 bunches) from (at least 12) separate vines (separate plants), as described above. Each sample should be collected during a separate run through the entire plot.

Collect two additional samples from the Trt 02 plot at 3-4, 7 (± 1), 11 (± 1), and 15 (± 1) days after the application

**When using IR-4 plastic lined cloth residue sample bags, complete attached sample tag as follows:

Field ID Number; Crop Fraction; Test Substance (enter the chemical name listed in Section 15); **Sample ID; Trt#;**
Harvest Date; Sample Date; Field Research Director (enter name and telephone number).

18. FIELD RESIDUE SAMPLE INVENTORY:

18.1 All trials except decline trial CA109

SAMPLE ID	TRT#	TREATMENT	DAYS AFTER LAST APPLIC.	MINIMUM SAMPLE SIZE	CROP FRACTION
A	01	Untreated	NA	12 bunches / 2 lb.	Fruit
B	01	Untreated	NA	12 bunches / 2 lb.	Fruit
C	02	Fenpropathrin	7 (+1)	12 bunches / 2 lb.	Fruit
D	02	Fenpropathrin	7 (+1)	12 bunches / 2 lb.	Fruit
E	03	Fenpropathrin	7 (+1)	12 bunches / 2 lb.	Fruit
F	03	Fenpropathrin	7 (+1)	12 bunches / 2 lb.	Fruit

18.2 Decline trial CA109

SAMPLE ID	TRT#	TREATMENT	DAYS AFTER LAST APPLIC.	MINIMUM SAMPLE SIZE	CROP FRACTION
A	01	Untreated	NA	12 bunches / 2 lb.	Fruit
B	01	Untreated	NA	12 bunches / 2 lb.	Fruit
G*	02	Fenpropathrin	1	12 bunches / 2 lb.	Fruit
H*	02	Fenpropathrin	1	12 bunches / 2 lb.	Fruit
I*	02	Fenpropathrin	3-4	12 bunches / 2 lb.	Fruit
J*	02	Fenpropathrin	3-4	12 bunches / 2 lb.	Fruit
C	02	Fenpropathrin	7 (+1)	12 bunches / 2 lb.	Fruit
D	02	Fenpropathrin	7 (+1)	12 bunches / 2 lb.	Fruit
E	03	Fenpropathrin	7 (+1)	12 bunches / 2 lb.	Fruit
F	03	Fenpropathrin	7 (+1)	12 bunches / 2 lb.	Fruit
K	02	Fenpropathrin	11 (±1)	12 bunches / 2 lb.	Fruit
L	02	Fenpropathrin	11 (±1)	12 bunches / 2 lb.	Fruit
M	02	Fenpropathrin	15 (±1)	12 bunches / 2 lb.	Fruit
N	02	Fenpropathrin	15 (±1)	12 bunches / 2 lb.	Fruit

*Sample IDs are out of sequence in order to maintain consistency among trials for Samples C and D.

19. RESIDUE SAMPLE HANDLING AND SHIPMENT:

The methods used in harvest, sample handling, and storage will be outlined generally in SOP's, and described fully in the Field Data Book.

For pre-shipment storage, the samples will be held frozen at temperatures generally less than -18 °C (0 °F), allowing for normal variations of less than 24 hours' duration due to freezer cycling, sample movement, etc. Freezer logs will be used to document all sample additions to and removals from storage. All on-site storage temperatures will be monitored and documented. If the analytical laboratory is close enough to the field site to permit delivery of the samples by field personnel on the day of sampling, then pre-shipment frozen storage is not required.

For express shipments (overnight carriers such as Federal Express or Airborne), contact the designated person (noted below) from the analytical laboratory prior to sample shipment for any specific shipping instructions. **For shipments via freezer truck (ACDS), it is acceptable to contact the laboratory on the day before or the day of shipment, before or after the samples have been loaded on the truck.** Shipment of frozen samples will be by freezer truck or express shipment, unless the samples are brought to the analytical laboratory by field trial personnel. Shipments sent via express shipment (overnight carriers such as Federal Express or Airborne) will require the addition of quantities of dry ice sufficient to maintain sample integrity while in transit to the laboratory. If field trial personnel transport the samples to the analytical laboratory directly from the plots and the sampling-to-freezer interval is more than one hour, an appropriate method of cooling and temperature-monitoring shall be used to maintain sample integrity.

If the samples are stored frozen at the field trial facility prior to being transferred to the analytical laboratory by field trial personnel, then appropriate methods must be used to keep the samples frozen during transport. These methods should be documented in the FDB.

Document the notification made to the sample destination by use of e-mail, fax, telephone log, Field Data Book communication note, etc.

Insert a true copy of Field Data Book Part 8B and a blank copy of Field Data Book Part 8C (Sample Arrival Check Sheet) into each box or container used to ship sample bags. This documentation is needed even when field personnel transport the samples to the analytical laboratory. Send samples to: Susan S. Estevez, Food & Env. Tox. Lab, 1642 SW 23rd Drive, Bldg 685, Univ. of FL, Gainesville, FL 32611-0720, (352) 294-3979, FAX# 352-392-1988; e-mail: cse@ufl.edu

20. FIELD DOCUMENTATION AND RECORD KEEPING:

All operations, data and observations appropriate to this study should be **recorded directly and promptly** into the IR-4 Field Data Book or equivalent raw data notebook.

The content of the Field Data Book should be **sufficiently detailed to completely reconstruct the field trial**. At a minimum, collect and maintain the following raw data:

- 20.01- Names of all personnel conducting specific research functions
- 20.02- Amendments and deviations from protocol and standard operating procedures
- 20.03- Test site information
- 20.04- Plot maps
- 20.05 - Test substance receipt, use and container/substance disposition records
- 20.06- Test substance storage conditions (including temperatures)
- 20.07- Data regarding calibration and use of application equipment
- 20.08- Treatment application data
- 20.09- Crop maintenance pesticides and cultural practices, test plot history, and soil information. (Reporting soil information from typical farm service soil analysis labs, or past history for the farm, or from official documents, such as the SCS Soil Survey for the test plot area is adequate for this study. The nature of this study is such that soil characteristics do not need to be determined under GLP standards.)
- 20.10- Residue sample identification, collection, storage conditions and handling (Weight measurements are considered estimates for the samples collected from field or processing trials, and the scales/balances used for this purpose do not need to be maintained in strict adherence to GLP.)
- 20.11- Residue sample shipping information
- 20.12- Description of crop destruction, or explanation for lack of destruction
- 20.13- Meteorological/Irrigation records (Weather/irrigation records are required from planting of annual crops or for a minimum of one month prior to the first application onto perennial crops, until last residue sample collection. These records do not need to be determined under GLP standards.)
- 20.14- Pass times (if applicable) and other data to confirm amount of material applied to plots
- 20.15- Equipment maintenance records with indication of routine vs. non-routine nature of maintenance

**IR-4 NATIONAL PESTICIDE CLEARANCE PROTOCOL
FENPROPATHRIN/GRAPE**

Page 11
PR No.: 12645
Date: 04/19

20.16- Other applicable data requested in the IR-4 Field Data Book necessary for confirmation that the study was conducted in accordance with the protocol.

Compliance with GLP's is not required for the collection of data associated with crop phytotoxicity.

21. PROTOCOL/SOP MODIFICATIONS - FIELD RESEARCH:

Consult with the Study Director and with the Regional/ARS Field Research Coordinator to discuss desired changes in the protocol prior to occurrence. If appropriate, an amendment will be issued.

Any deviations from the protocol will require the Field Research Director to complete a written report outlining the changes. **Provide this report to the Study Director promptly** (e.g. within 14 days of occurrence or recognition) for review and signature.

All deviations from the approved SOP's also require documentation and **approval by the Study Director**.

22. FIELD RESEARCH REPORT/ARCHIVING:

The Field Research Director will forward the completed originals of the IR-4 Field Data Book and other raw data to the Regional/ARS Field Research Coordinator as soon as possible after the shipment of residue samples.

The Field Research Director will maintain a complete certified true copy of these field documents.

The original IR-4 Field Data Book and other raw data will be forwarded to IR-4 Headquarters for reporting and archiving.

23. FIELD PERSONNEL / ID NO. / REGIONAL/ARS FIELD RESEARCH LOCATION

Field trials will be conducted at the appropriate sites to support the establishment/maintenance of a national residue tolerance. If a Field Research Director is assigned more than one trial in this study, refer to Section 11.4 for requirements to differentiate the trials.

Field Research Director	Field ID NO.	RFC	Test Crop
Guy Kyser, <u>MAILING:</u> Guy Kyser, Dept of Plant Sciences, MS 4, University of California, 1 Shields Ave., Davis, CA 95616; Cell# 530-867-2344, Fax: 530-752-4604; e-mail: gbkysr@ucdavis.edu and <u>SHIPPING:</u> Guy Kyser, Dept of Plant Sciences, 104 Robbins Hall, University of California, 1 Shields Ave., Davis, CA 95616; Cell: 530-867-2344, Fax: 530-752-4604; e-mail: gbkysr@ucdavis.edu	12645.19-CA109 (decline)	WSR	Table Grape
Blaine Turner, Turner Ag Research, 2760 Duncan Rd, Yuba City, CA 95993; ph: 530-601-0879; e-mail: bturner@turner-ag.com	12645.19-CA110	WSR	Table Grape
Blaine Turner, Turner Ag Research, 2760 Duncan Rd, Yuba City, CA 95993; ph: 530-601-0879; e-mail: bturner@turner-ag.com	12645.19-CA111	WSR	Table Grape
Keri Skiles, Kearney Agricultural Research & Ext. Center (KARE), 9240 S. Riverbend Ave., Parlier, CA 93648; 559-646-6061; Fax: 559-646-6015; Cell: 559-310-4092; e-mail: kmskiles@ucanr.edu	12645.19-CA113	WSR	Table Grape
Keri Skiles, Kearney Agricultural Research & Ext. Center (KARE), 9240 S. Riverbend Ave., Parlier, CA 93648; 559-646-6061; Fax: 559-646-6015; Cell: 559-310-4092; e-mail: kmskiles@ucanr.edu	12645.19-CA114	WSR	Table Grape

RFC = Regional/ARS Field Coordinator

.....
THIS PROTOCOL COPIED ON COLORED PAPER IS AN EXACT COPY OF THE ORIGINAL

**IR-4 NATIONAL PESTICIDE CLEARANCE PROTOCOL
FENPROPATHRIN/GRAPE**

Page 12
PR No.: 12645
Date: 04/19

Location:

ARS: Dr. Alvin Simmons, USDA-ARS, US Vegetable Laboratory, 2700 Savannah Highway, Charleston, SC 29414; Tel: (843) 402-5307, FAX# 843-573-4715; e-mail: Alvin.simmons@ars.usda.gov

NCR: Dr. Anthony VanWoerkom, IR-4 North Central Research Center, Michigan State Univ., 3815 Technology Blvd., Suite 1031B, Lansing, MI 48910-8396, Phones: 517-336-4611(MSU) or 269-561-5040 x107 (Trevor); FAX# 517-432-2098; e-mail: vanwoer3@anr.msu.edu

NER: Ms. Marylee Ross, University of Maryland, LESREC, 27664 Nanticoke Rd., Salisbury, MD 21801; Tel: (410) 742-8788 x 310, FAX# 410-742-1922; e-mail: mross@umd.edu

SOR thru 4/30/19: Mr. Roger B. Batts, **MAILING:** 6572-A Jaycross Rd., Fremont, NC 27830, (252) 281-1612; e-mail: rbbatts@ncsu.edu

FDBs to be shipped to SOR for QC & processing go to:

ATTN: Southern Region IR-4, University of Florida, PO Box 110720, SW 23rd Drive, Bldg, 685, Gainesville, FL 32611, (352) 294-3983 or (352) 392-1978; Fax: 352-392-1988

SOR eff 5/1/19: Dr. Janine Spies, Univ of Florida, 1642 SW 23rd Drive, Bldg 685, PO Box 110720, Gainesville, FL 32611-0720, Ph: 352-294-3991; Fax: 352-392-1988; e-mail: jrazze@ufl.edu

WSR: Dr. Michael Horak, Regional Field Coordinator, Western Region IR-4 Project, 4218 Meyer Hall, University of California-Davis, Davis, CA 95616 (530) 752-7634; Cell# 530-219-8466; e-mail: mjhorak@ucdavis.edu

Canada: Shirley Archambault, Agriculture & Agri-Food Canada, Pest Management Centre, Building 57, 960 Carling Avenue, Ottawa, ON Canada K1A 0C6, Tel: (613) 759-7714; FAX: (613) 759-1400; e-mail: Shirley.archambault@canada.ca

24. LABORATORY PERSONNEL/ID NO.:

LAB ID NO.:

12645.19-FLR06

LABORATORY RESEARCH DIRECTOR/TESTING LABORATORY:

Dr. Gail Mahnken, Food & Environmental Toxicology, 1642 SW 23rd Drive, Bldg 685, P.O. Box 110720, IFAS, University of Florida, Gainesville, FL 32611-0720, (352) 294-3987, FAX# 352-392-1988; e-mail: gmahnken@ufl.edu

25. LABORATORY SAMPLE INVENTORY:

Treated and untreated samples of grape will be received from each of the field sites in Section 23.

Notify appropriate Field Research Director and Regional/ARS Field Research Coordinator of sample receipt.

26. LABORATORY SAMPLE IDENTIFICATION:

Each sample (raw commodity, crop fractions, storage stability, method validation, etc.) is to be assigned a unique laboratory sample number by the laboratory personnel.

A cross-reference must be maintained between the assigned laboratory sample number and the identification utilized in the Residue Sample Shipping and Identification Sheet.

27. LABORATORY SAMPLE STORAGE/PREPARATION:

Store samples in a limited access area at temperatures (generally less than -20°C) that will maintain frozen sample integrity, until extraction.

The samples may be stored whole or ground, depending on the standard procedure of the analytical laboratory. However, if maceration will cause residue deterioration, then samples must be stored whole until analysis.

Do not composite samples.

The entire sample provide from the field must be ground, if sample is too large to be manageable then contact the Study Director for appropriate subsampling to assure the representative nature of the sample obtained in the field is maintained by the laboratory procedure.

Generally, sample extracts should be stored at $\leq 4^{\circ}\text{C}$ for no longer than 14 days before analysis.

Storage stability of extracts must be demonstrated if extracts are not analyzed on the same day as they are obtained.

Concurrent fortifications may be used to show extract storage stability, as long as the extracts from the concurrent fortifications have been stored at least as long as the extracts obtained from the weathered samples.

Contact the Study Director if samples extracts are stored greater than 14 days prior to analysis.

All storage temperatures, conditions and location of sample storage are to be monitored and documented.

28. LABORATORY REFERENCE SUBSTANCE:

Obtain the laboratory reference substance(s), fenpropathrin, from the Registrant. Contact Greg Clarke, Valent U.S.A. Corporation, (717)502-1378, Mobile: (717)805-8322; E-mail: Gregory.clarke@valent.com to procure the proper material.

Document the date the analytical standards are received, the source, stated purity, storage conditions, and expiration date.

Use only reference standards that have been characterized to meet GLP standards.

Archival and characterization of the reference substance (purity, identity, stability and solubility) is the responsibility of the registrant.

29. ANALYTICAL METHODOLOGY:

REFERENCE METHOD:

"Determination of Fenpropathrin in Crops", Residue Method RM-22-4a, Valent U.S.A. Corporation, November 1, 1989, Revision Date September 15, 2004.

REFERENCE METHOD MODIFICATIONS/METHOD VALIDATION

The above listed Reference Method(s) may be modified if needed for the test matrix.

The Reference Method, along with any modifications must be validated on each crop fraction prior to residue sample analysis of that crop fraction.

To validate the method, fortify some of the control samples in triplicate with fenpropathrin at a minimum of 3 concentration levels, lowest level of method validation (0.02 ppm or lower), 0.2 ppm, and 5 ppm.

A minimum of 6 fortification samples (recovery spikes) at the lowest level of method validation (LLMV) is required for each analyte on each fraction prior to completion of the analytical phase of the study. **The acceptable recovery range is 70-120%.**

Documented approval from the Study Director is needed for recoveries outside of this range.

Document the exact procedures for sample analysis.

This validated step-by-step Working Method should incorporate all changes from the Reference Method.

Provide the Study Director with a copy of this Working Method and results of method validation prior to treated sample analysis.

If the Working Method has been used successfully on the test matrix or a similar matrix, the Study Director may waive the requirement for method validation. **Contact the Study Director for details.**

SAMPLE ANALYSIS:

Samples will be analyzed for the total and/or combined residues of fenpropathrin following the Working Method.

For each field trial associated with this study, analyze at least one untreated and all treated residue samples for each matrix. **Analyze the Trt 02 samples. Contact the Study Director after the completion of the analysis of Trt 02 Samples for a determination of whether to analyze Samples E and F (Trt 03).**

Contact the Study Director if residues above the lowest level of method validation for each matrix are detected in the untreated samples.

Any changes or modifications to the Working Method **require Study Director approval**. Whenever possible, **notify the Study Director** prior to occurrence.

Any change or modification to the Working Method must be documented in the raw data and discussed in the final report.

A typical analytical set (or run) should consist of calibration standards, untreated sample(s), concurrent recovery sample(s), and treated sample(s). Each analytical set must begin and end with a calibration standard. Additional calibration standards should be injected with sample analysis to ensure goodness of fit to the standard curve.

Over the course of method validation, residue sample and storage stability (if appropriate) analysis, adequate fortification samples that bracket the actual residues should be analyzed. At least one concurrent fortification sample should be analyzed per analytical set.

The Study Director should be immediately notified if concurrent recoveries deviate from the acceptable recovery range of 70% to 120%.

All efforts will be made to resolve existing recovery problems before continuing forward with additional analytical sets.

If residues in samples are above the highest Working Method validation concentration, additional recovery samples at levels above actual residues must be run in triplicate (3 uniquely extracted samples) as soon as practical. A minimum of 6 fortification samples (recovery spikes) at the lowest level of method validation (LLMV) is required for each analyte on each fraction prior to completion of the analytical phase of the study.

Treated samples may be analyzed using a screening run prior to analysis of treated samples using the working method, if the procedure is covered in the laboratory SOPs and the working method for the study. The peak areas of the treated samples and highest standard from any screening run will not be quantified or reported. (Any data, such as chromatograms, generated during screening run(s) will be kept.)

STORAGE STABILITY ANALYSIS:

As soon as possible after receipt of samples, a minimum of six subsamples of all available crop fractions of the control shall be fortified with fenpropathrin at 0.2 ppm.

Contact the Study Director after the analysis of treated samples has been completed. Only if required by the Study Director at that point, three samples will be analyzed after the appropriate storage period. The analysis of storage stability samples may be conducted following a storage period equal to or greater than 90% of the longest storage period of the field –treated samples from collection in the field/processing facility until their analysis. The remaining samples will be retained for long-term storage. If analysis of treated/control samples is completed within 30 days of harvest, analysis of storage fortification samples may not be required. If appropriate, contact Study Director.

STATISTICAL METHOD(S):

Utilize regression analysis to determine the linearity of the standard curve (r^2) or the goodness of fit if the standard curve is non-linear.

Criteria for acceptance of the standard curve(s) or other statistical methods shall be determined by Laboratory Research Director and documented in the raw data.

30. DISPOSITION OF SAMPLES:

A minimum of 100 g or all (if less than 100 g) of each of the remaining frozen treated and untreated crop samples is to be retained for at least 12 months after submission of the laboratory report.

Long term fortified storage study samples shall be retained for a period of 1 to 5 years, as appropriate, after submission of the final report.

Sample extracts can be disposed of after data analysis.

The Study Director is to be contacted prior to discarding samples.

31. LABORATORY PROTOCOL/SOP MODIFICATIONS - LABORATORY RESEARCH:

Consult with the Study Director regarding desired changes in the protocol prior to occurrence. If appropriate, an amendment will be issued. Any unauthorized changes to the protocol will require the Laboratory Research Director to complete a written report outlining the changes.

This report should be **provided to the Study Director promptly** (e.g. within 14 days of occurrence) for review and signature.

All deviations from the approved SOP's also require documentation and approval by the Study Director.

32. LABORATORY DOCUMENTATION AND RECORD KEEPING:

All operations, data and observations shall be recorded in the analyst's notebook and log books, which must be signed and dated on date of entry.

At a minimum, collect and maintain the following raw data:

32.01 - Analytical standard(s) receipt, use and disposition records

32.02 - Analytical standard(s) storage conditions

**IR-4 NATIONAL PESTICIDE CLEARANCE PROTOCOL
FENPROPATHRIN/GRAPE**

**Page 16
PR No.: 12645
Date: 04/19**

- 32.03 - Analytical standard(s) dilution calculations and preparation records
- 32.04 - Sample storage conditions and locations
- 32.05 - Calculation work sheets
- 32.06 - All chromatograms, including those that are not reported
- 32.07 - Chain of custody records
- 32.08 - Deviations from protocol, Working Method and/or standard operating procedures
- 32.09 - Name of personnel conducting specific research functions
- 32.10 - Sample analysis worksheets
- 32.11 - Storage stability fortification records
- 32.12 - Concurrent recovery fortification records

A study file shall be developed and maintained by the Laboratory Research Director in conjunction with the analysis. It will contain a copy of the protocol, all pertinent raw data, documentation, records, correspondence, and the final analytical summary report. In addition, records of equipment maintenance and calibrations will be kept and periodically archived.

33. LABORATORY RESEARCH REPORT:

The analytical summary report sent to IR-4 HQ shall contain, but not be limited to:

- 33.01 - Applicable method validation data
- 33.02 - Applicable storage stability data
- 33.03 - Residue levels for control and treated samples with concurrent fortified recoveries
- 33.04 - Complete copy of the analytical Working Method
- 33.05 - Any modifications or deviations from the protocol and/or Working Method
- 33.06 - Completed IR-4 residue data reporting form or appropriate reporting form which includes information listed on the IR-4 generic residue data reporting form
- 33.07 - A minimum of 10 representative chromatograms of treated samples (if fewer than 10 submit all), a minimum of three chromatograms each of control and fortified control samples, chromatograms (one of each concentration) for at least one set of calibration standards for each compound analyzed, and any chromatograms of samples with unusual or inconsistent results
- 33.08 - Summary of quantitative data associated with samples and spike recovery samples should be provided (e.g. peak heights, injection volumes, sample sizes, final volumes, etc.)
- 33.09 - Clearly presented example calculations or statistical evaluations
- 33.10 - Discussion of results (including purpose of method modifications, sample storage conditions, etc.)
- 33.11 - Summary data associated with calibration standards (dilution and use records, calibration curves, etc.)

34. LABORATORY ARCHIVES:

For studies assigned to the IR-4 Leader Laboratory at the University of California (CAR), University of Florida (FLR), or Michigan State University (MIR): When the final analytical summary report is completed and sent to the sponsor representative, all original raw data including a "true copy" of the final analytical summary report shall be secured in the archives of the Laboratory Research Director/Testing Facility.

For studies assigned to any other analytical laboratory: When the final analytical summary report is completed the analytical report and all original raw data will be sent to IR-4 Project Headquarters, 500 College Road East, Suite 201 W, Princeton, NJ 08540, (732) 932-9575, FAX# (609) 514-2612 (when an original document cannot be provided a "true copy" will be provided). All original raw data shall be secured in the archives of IR-4 Headquarters, Princeton, NJ. A "true copy" of the raw data and the final analytical report shall be secured in the archives of the Laboratory Research Director/Testing Facility.

**IR-4
FIELD DATA BOOK**

**TITLE: FENPROPATHRIN MAGNITUDE OF THE
RESIDUE ON GRAPE**

PR# 12645

SPONSOR

IR-4 Project Headquarters
500 College Road East, Suite 201 W
Princeton, NJ 08540
(732) 932-9575, FAX# (609) 514-2612

STUDY DIRECTOR

Kenneth S Samoil
Phone extension: 4614
Email: samoil@njaes.rutgers.edu